

CR-05 - Goals and Outcomes

Progress the jurisdiction has made in carrying out its strategic plan and its action plan. 91.520(a)

This could be an overview that includes major initiatives and highlights that were proposed and executed throughout the program year.

Comparison of the proposed versus actual outcomes for each outcome measure submitted with the consolidated plan and explain, if applicable, why progress was not made toward meeting goals and objectives. 91.520(g)

Categories, priority levels, funding sources and amounts, outcomes/objectives, goal outcome indicators, units of measure, targets, actual outcomes/outputs, and percentage completed for each of the grantee's program year goals.

Goal	Category	Source / Amount	Indicator	Unit of Measure	Expected – Strategic Plan	Actual – Strategic Plan	Percent Complete	Expected – Program Year	Actual – Program Year	Percent Complete
Community Enhancement	Homeless Non-Homeless Special Needs	CDBG: \$	Public service activities other than Low/Moderate Income Housing Benefit	Persons Assisted	15000	13511	90.07%	1823	2746	150.63%
Community Enhancement	Homeless Non-Homeless Special Needs	CDBG: \$	Public service activities for Low/Moderate Income Housing Benefit	Households Assisted	0	38		55	0	0.00%
Community Enhancement	Homeless Non-Homeless Special Needs	CDBG: \$	Tenant-based rental assistance / Rapid Rehousing	Households Assisted	500	298	59.60%			

Community Enhancement	Homeless Non-Homeless Special Needs	CDBG: \$	Homelessness Prevention	Persons Assisted	200	107	53.50%			
Increase Homeowner Education and Counseling	Affordable Housing		Public service activities for Low/Moderate Income Housing Benefit	Households Assisted	50	18	36.00%			
Job Creation and Job Retention	Non-Homeless Special Needs Non-Housing Community Development		Jobs created/retained	Jobs	500	0	0.00%			
Promote Fair Housing	Affordable Housing Public Housing Homeless Non-Homeless Special Needs		Public service activities for Low/Moderate Income Housing Benefit	Households Assisted	100	34	34.00%			
Public Facilities and Improvement	Non-Housing Community Development	CDBG: \$	Public Facility or Infrastructure Activities other than Low/Moderate Income Housing Benefit	Persons Assisted	50000	180422	360.84%	28061	102493	365.25%

Public Transportation Infrastructure Improvements	Non-Housing Community Development		Public Facility or Infrastructure Activities other than Low/Moderate Income Housing Benefit	Persons Assisted	5000	0	0.00%			
Special Needs and Low-to-Moderate Income Housing	Affordable Housing Non-Homeless Special Needs		Rental units constructed	Household Housing Unit	200	383	191.50%			
Special Needs and Low-to-Moderate Income Housing	Affordable Housing Non-Homeless Special Needs		Homeowner Housing Added	Household Housing Unit	40	17	42.50%			
Special Needs and Low-to-Moderate Income Housing	Affordable Housing Non-Homeless Special Needs		Homeowner Housing Rehabilitated	Household Housing Unit	100	0	0.00%			
Sustain Affordable Housing Stock	Affordable Housing	HOME: \$	Public Facility or Infrastructure Activities other than Low/Moderate Income Housing Benefit	Persons Assisted	100	0	0.00%			
Sustain Affordable Housing Stock	Affordable Housing	HOME: \$	Homeowner Housing Added	Household Housing Unit	0	2		11		%
Sustain Affordable Housing Stock	Affordable Housing	HOME: \$	Homeowner Housing Rehabilitated	Household Housing Unit	100	0	0.00%			

Table 1 - Accomplishments – Program Year & Strategic Plan to Date

Assess how the jurisdiction’s use of funds, particularly CDBG, addresses the priorities and specific objectives identified in the plan, giving special attention to the highest priority activities identified.

One project funded under CDBG addresses the need for suitable living environments through accessible substance abuse and residential treatment facilities. As such, Guam will fund the construction of the Residential Treatment Center for Women to be managed by the Salvation Army. The ConPlan priority to serve LMI communities through improved access to recreation and sport centers is also addressed this program year. Guam turned its focus to central Guam, where the proposed Central Arts Community Center will be constructed. Through Public Services, Guam addresses the priorities of providing suitable living environments and enhancing the quality of life of very low and low-income individuals and special needs populations. The following projects contribute toward meeting those needs: The Opportunity Initiative, the Homeless Management Information System, Lighthouse Recovery Center, Family Services Center, and Kurason Y Sengsong. These programs provide homeless prevention services, assistance to men recovering from substance abuse, and youth and family enrichment programming. Under the HOME program, Habitat for Humanity Guam was awarded funds for the construction of 1 new affordable home. Another organization, Micronesian Community Development Corporation (MCDC), was awarded funds for the purchase of 10 lots for a mutual self-help program. The subrecipient, MCDC, is also in receipt of funds from PY17. In the program year, HOME completed the acquisition of 2 homes for income eligible families. The Summer Town Phase III housing development held its ribbon cutting ceremony in March 2019. The project, which falls under the Low Income Housing Tax Credit (LIHTC) program, added 66 new affordable homes to the island. This brings the total number of completed LIHTC units in the 5-year ConPlan period to 399 units.

CR-10 - Racial and Ethnic composition of families assisted

Describe the families assisted (including the racial and ethnic status of families assisted).

91.520(a)

	CDBG	HOME	ESG
White	111	0	3
Black or African American	39	0	1
Asian	210	0	1
American Indian or American Native	11	0	0
Native Hawaiian or Other Pacific Islander	2,117	1	134
Total	2,488	1	139
Hispanic	34	0	3
Not Hispanic	2,454	0	136

Table 2 – Table of assistance to racial and ethnic populations by source of funds

Narrative

Guam reports that CDBG programs assisted 2488 individuals. This figure does not include an additional 141 who did not disclose race, and another 117 who identified as multi-race individuals. The actual total served is 2746. The majority of beneficiaries are Pacific Islanders comprising ethnicities that include indigenous people from Guam, the Northern Marianas, the Federated States of Micronesia, Marshall Islands and Palau.

ESG served a total of 139 individuals who were predominantly Pacific Islanders.

CR-15 - Resources and Investments 91.520(a)

Identify the resources made available

Source of Funds	Source	Resources Made Available	Amount Expended During Program Year
CDBG	public - federal	3,096,003	3,628,033
HOME	public - federal	1,073,432	29,611
ESG	public - federal	235,382	106,402

Table 3 - Resources Made Available

Narrative

This year's two largest projects fall under Public Facilities and Improvements. Both projects, the community art hall and the women's treatment center, commenced this program year beginning with the awarding of the building designs to two firms. Plans to bid out for the construction of the two projects will continue into the new program year. Ongoing construction of projects which began in the previous program year --- including three recreational facilities in Dededo, Umatac and Sinajana --- took place in the reporting period. In PY2018, Guam awarded HOME funds to a mutual self-help build project for the acquisition of 10 lots. Guam has completed the acquisition of the lots, however the project's status remains open while the subrecipient continues to screen for eligible tenants.

Identify the geographic distribution and location of investments

Target Area	Planned Percentage of Allocation	Actual Percentage of Allocation	Narrative Description
Rehabilitation/Upgrade of the Astumbo Gym			Low-Moderate-Income Area Benefit
Rehabilitation/Upgrade of the Yigo Gym			Low-Moderate Income Area Benefit

Table 4 – Identify the geographic distribution and location of investments

Narrative

The two public facilities projects of PY18 are located in Central Guam. The Women's Treatment Facility, which will be operated by The Salvation Army, is located on TSA's central campus. The planned Central Arts Community Hall will be built on municipal property and will be accessible to the entire island.

Leveraging

Explain how federal funds leveraged additional resources (private, state and local funds), including a description of how matching requirements were satisfied, as well as how any publicly owned land or property located within the jurisdiction that were used to address the needs identified in the plan.

Guam relies on a mix of federal, local, and private resources to complete the proposed projects. This reporting period, subrecipients reported leveraging from other federal agencies such as the U.S. Dept. of Interior, the Dept. of Justice and the U.S. Probation Office. Subrecipients leveraged other funds from local government agencies such as the Guam Behavioral Health and Wellness Center, as well as civic organizations, foundations and corporate donors. Leveraging also came from special event fundraising and program income from such sources as thrift stores.

During the reporting period, Guam requested a Change of Use from HUD for a facility, owned by Guam, and leased to another local agency. HUD approved the new use for the building, which is now being used as permanent housing for 10 individuals with severe mental illness.

Fiscal Year Summary – HOME Match	
1. Excess match from prior Federal fiscal year	0
2. Match contributed during current Federal fiscal year	0
3. Total match available for current Federal fiscal year (Line 1 plus Line 2)	0
4. Match liability for current Federal fiscal year	0
5. Excess match carried over to next Federal fiscal year (Line 3 minus Line 4)	0

Table 5 – Fiscal Year Summary - HOME Match Report

Match Contribution for the Federal Fiscal Year								
Project No. or Other ID	Date of Contribution	Cash (non-Federal sources)	Foregone Taxes, Fees, Charges	Appraised Land/Real Property	Required Infrastructure	Site Preparation, Construction Materials, Donated labor	Bond Financing	Total Match

Table 6 – Match Contribution for the Federal Fiscal Year

HOME MBE/WBE report

Program Income – Enter the program amounts for the reporting period				
Balance on hand at begin-ning of reporting period \$	Amount received during reporting period \$	Total amount expended during reporting period \$	Amount expended for TBRA \$	Balance on hand at end of reporting period \$
207,386	272,851	45,583	0	434,654

Table 7 – Program Income

Minority Business Enterprises and Women Business Enterprises – Indicate the number and dollar value of contracts for HOME projects completed during the reporting period						
	Total	Minority Business Enterprises				White Non-Hispanic
		Alaskan Native or American Indian	Asian or Pacific Islander	Black Non-Hispanic	Hispanic	
Contracts						
Dollar Amount	555,418	0	555,418	0	0	0
Number	1	0	1	0	0	0
Sub-Contracts						
Number	0	0	0	0	0	0
Dollar Amount	0	0	0	0	0	0
	Total	Women Business Enterprises	Male			
Contracts						
Dollar Amount	555,418	555,418	0			
Number	1	1	0			
Sub-Contracts						
Number	0	0	0			
Dollar Amount	0	0	0			

Table 8 - Minority Business and Women Business Enterprises

Minority Owners of Rental Property – Indicate the number of HOME assisted rental property owners and the total amount of HOME funds in these rental properties assisted						
	Total	Minority Property Owners				White Non-Hispanic
		Alaskan Native or American Indian	Asian or Pacific Islander	Black Non-Hispanic	Hispanic	
Number	0	0	0	0	0	0
Dollar Amount	0	0	0	0	0	0

Table 9 – Minority Owners of Rental Property

Relocation and Real Property Acquisition – Indicate the number of persons displaced, the cost of relocation payments, the number of parcels acquired, and the cost of acquisition						
Parcels Acquired		0		0		
Businesses Displaced		0		0		
Nonprofit Organizations Displaced		0		0		
Households Temporarily Relocated, not Displaced		0		0		
Households Displaced	Total	Minority Property Enterprises				White Non-Hispanic
		Alaskan Native or American Indian	Asian or Pacific Islander	Black Non-Hispanic	Hispanic	
Number	0	0	0	0	0	0
Cost	0	0	0	0	0	0

Table 10 – Relocation and Real Property Acquisition

CR-20 - Affordable Housing 91.520(b)

Evaluation of the jurisdiction's progress in providing affordable housing, including the number and types of families served, the number of extremely low-income, low-income, moderate-income, and middle-income persons served.

	One-Year Goal	Actual
Number of Homeless households to be provided affordable housing units	69	105
Number of Non-Homeless households to be provided affordable housing units	11	102
Number of Special-Needs households to be provided affordable housing units	0	10
Total	80	217

Table 11 – Number of Households

	One-Year Goal	Actual
Number of households supported through Rental Assistance	55	149
Number of households supported through The Production of New Units	11	66
Number of households supported through Rehab of Existing Units	14	0
Number of households supported through Acquisition of Existing Units	0	2
Total	80	217

Table 12 – Number of Households Supported

Discuss the difference between goals and outcomes and problems encountered in meeting these goals.

Under the LIHTC program, the production of 66 new units was completed. The LIHTC program is largely responsible for Guam reaching its ConPlan goals of the construction of 200 rental units in the 5-year period. For the third consecutive year, HOME has seen a drop in applicants interested in homeowner rehabilitation funding. Thus, Guam has focused its HOME funds on the acquisition of existing units. In the program year, they acquired 2 units. Guam requested a change of use for a CDBG-funded building,

which added 10 units for special-needs individuals. Its new use provides permanent housing to 10 individuals with severe mental illness.

Discuss how these outcomes will impact future annual action plans.

Guam will continue to include LIHTC programs as part of its strategy to increase the inventory of affordable rental units. HOME will pursue new construction of affordable homes, specifically in the village of Asan, in future action plans.

Include the number of extremely low-income, low-income, and moderate-income persons served by each activity where information on income by family size is required to determine the eligibility of the activity.

Number of Households Served	CDBG Actual	HOME Actual
Extremely Low-income	112	0
Low-income	19	0
Moderate-income	8	1
Total	139	1

Table 13 – Number of Households Served

Narrative Information

Guam funded the Family Services Center using CDBG funds. The program served 139 extremely low- to moderate-income families. While Guam's HOME program added 2 units to its inventory, only 1 unit was occupied during the reporting period.

CR-25 - Homeless and Other Special Needs 91.220(d, e); 91.320(d, e); 91.520(c)

Evaluate the jurisdiction's progress in meeting its specific objectives for reducing and ending homelessness through:

Reaching out to homeless persons (especially unsheltered persons) and assessing their individual needs

The CoC experienced a 5% increase in the unsheltered count from 727 people in 2018 to 764 people in 2019. This was due largely in part to an increase in the number of teams that were assigned to cover the island's largest village, Dededo. In 2018, eight teams were assembled to cover Dededo and counted 246 individuals; whereas in 2019, 10 teams were assembled to cover the same village, which counted 353 individuals. Guam, as the Collaborative Applicant of the Continuum of Care, works closely with organizations who serve homeless populations. Each year, Guam participates in the CoC's largest homeless outreach event, the Point In Time Count. The Count surveys homeless individuals about their needs, but also allows enumerators to connect individuals with supportive services through a referral process. Guam, along with partner organizations of the CoC, adopts the "No Wrong Door" policy. Essentially, all CoC members regardless of what service they provide, make every effort to guide clients to the necessary programs or specific agencies required to deliver assistance. Furthermore, routine monthly outreaches are conducted to engage unsheltered individuals. Through the use of the VI-SPDAT assessment tool, the CoC can prioritize people most in need of assistance to ensure they receive timely response. As part of its strategy of reducing and ending homelessness, the CoC has increased the number of beds made available. In addition, based on data collected from the PIT Count, the CoC has placed increased emphasis on housing placement of families with young children as one of its priorities.

Addressing the emergency shelter and transitional housing needs of homeless persons

The jurisdiction's CoC addresses the needs of homeless persons in emergency and transitional housing through individualized case plans. These plans could include job readiness training, enrollment in mainstream services, and other programs. The CoC's strategy involves completing these tasks in under 60 days, while addressing high barriers of completion such as limited English proficiency, lack of proper government identification, and lack of transportation. On occasion, the case plan objectives may not be accomplished within 60 days. This may require an extended stay in shelter, or the continuation of supportive services even after exiting the institution. As a result of these and other practices, in FY2018, the CoC reported a decrease in the average length of time clients remained homeless in emergency shelter from 66 days to 65 days. The CoC also tracks the utilization rates of emergency and transitional housing programs. The information gathered helped inform the CoC's decision to pursue funding for an additional 14 beds to serve survivors of domestic violence during the reporting period.

Helping low-income individuals and families avoid becoming homeless, especially extremely low-income individuals and families and those who are: likely to become homeless after being discharged from publicly funded institutions and systems of care (such as health care

facilities, mental health facilities, foster care and other youth facilities, and corrections programs and institutions); and, receiving assistance from public or private agencies that address housing, health, social services, employment, education, or youth needs

Guam, as a member of the Guam Homeless Coalition, coordinates with partner agencies to best address the housing needs and supportive services of individuals exiting institutions. Assistance comes in the form of providing transitional or permanent housing; mainstream services such as jobs assistance and skill training, health and mental health care, and education. The Guam Homeless Coalition members also help families overcome barriers to housing by mediating with landlords and real estate agents to enhance rental options for their clients.

Helping homeless persons (especially chronically homeless individuals and families, families with children, veterans and their families, and unaccompanied youth) make the transition to permanent housing and independent living, including shortening the period of time that individuals and families experience homelessness, facilitating access for homeless individuals and families to affordable housing units, and preventing individuals and families who were recently homeless from becoming homeless again

To prevent families from becoming homeless again, the CoC dedicates time to identifying barriers to maintaining housing so that appropriate supportive services and aftercare can be administered. This is done through case managers and social workers who help clients eliminate those factors leading to evictions or homelessness. Further, the CoC conducts quarterly assessments of project recipients to gauge effectiveness of funded programs.

CR-30 - Public Housing 91.220(h); 91.320(j)

Actions taken to address the needs of public housing

Guam has taken several steps to address the needs of public housing through planning and program implementation. Guam issued two requests for proposals during their reporting period to conduct studies addressing the needs of public housing. In August, Guam awarded a contract to a consultancy to conduct a housing study as well as a Fair Market Rents study. In August, Guam issued an RFP to conduct an Analysis of Impediments to Fair Housing Choice. Both studies will provide new information to improve planning decisions relating to affordable housing. As Guam prepares for its 5-year Consolidated Plan, program staff conducted several outreaches and disseminated a survey to better understand the island's housing needs. A broad sector of the population was surveyed, including public housing residents. Results will be published in the upcoming ConPlan.

Guam's PHA has taken several steps to address the needs of residents in public housing as they continue to seek funding for self-sufficiency programs such as ROSS and FSS. Through CDBG-funded programs, Guam has engaged community partners to bring education, work force development, life skills training, sports, arts and recreation to residents of public housing. The Architecture/Engineering Division continues to promote employment opportunities for eligible and qualified public housing residents under Section 3. The A/E Division complies with Section 3 regulations, which require any construction contract entered into between GHURA and the contractor. GHURA continues to educate contractors on the Section 3 regulations.

Actions taken to encourage public housing residents to become more involved in management and participate in homeownership

The Resident Advisory Board (RAB) is active in the formation and the discussions of the PHA's Five-Year, Annual, and Capital Fund Five Year Plans, to include and Amendments to these Plans. GHURA continues to promote the establishment of Resident Advisory Councils and Resident Associations. Public housing site newsletters, flyers and resident meetings will be scheduled to discuss resident involvement and potential recruitment for the formation of these groups. Guam offers its housing counseling services to individuals enrolled in the HOME program, as well as Section 8 and public housing tenants seeking guidance on tenancy, as well as assistance in transitioning from rental to home ownership.

Actions taken to provide assistance to troubled PHAs

Not applicable.

CR-35 - Other Actions 91.220(j)-(k); 91.320(i)-(j)

Actions taken to remove or ameliorate the negative effects of public policies that serve as barriers to affordable housing such as land use controls, tax policies affecting land, zoning ordinances, building codes, fees and charges, growth limitations, and policies affecting the return on residential investment. 91.220 (j); 91.320 (i)

During the reporting period, Guam took several steps to ameliorate barriers to affordable housing. These include the following actions:

Guam is working in concert with the CoC and Department of Revenue and Taxation (DRT) to ease the process for individuals experiencing homelessness to obtain Guam identification cards through the DRT. Guam, along with its partners in the CoC, is seeking to waive all fees associated with obtaining Guam identification for individuals who are certified homeless. The absence of a government ID has precluded many low- and extremely-low income individuals from accessing services.

Guam contracted professional services to complete An Analysis of Impediments to Fair Housing Choice, which will review policies that impede fair housing choice. The study will be completed in the upcoming program year. Guam will also conduct a housing study to uncover gaps in housing and trends in the housing market.

This program year, Guam successfully sought approval for an adjustment in the Fair Market Rent. Prior to the increase in the FMR, Guam's FMR was based on the last decennial census. The previous FMR has been regarded as out-of-step with Guam's current housing market, which is considered to be a high-market rent community. As a result, many Housing Choice program participants have had difficulty finding housing in the allotted timeframe. The increase in the FMR is anticipated to ameliorate the situation.

Actions taken to address obstacles to meeting underserved needs. 91.220(k); 91.320(j)

In the program year, the CoC expanded by adding two additional programs that serve victims of domestic violence, and increasing the number of participants in the Housing First program, which prioritizes chronically homeless individuals with disabilities. CDBG's Public Services programs assisted the following underserved populations: The Lighthouse Recovery Center provided treatment to men in recovery from substance abuse; the Family Services Center provided homeless prevention and rapid rehousing, emergency and transitional housing; the Homeless Management Information System captured important data of persons served through various homeless programs; Manelu provided work readiness and family enrichment programs; and Kurason Y Sengsong provided family and youth empowerment programs.

Actions taken to reduce lead-based paint hazards. 91.220(k); 91.320(j)

During the reporting period, Guam has maintained compliance with federal and local statutes concerning lead-based paint hazards. Guam continues to conduct regular Housing Quality Standard (HQS) and Uniform Physical Condition Standards (UPCS) for HUD-assisted units. Families with children under 6 years and younger are informed of hazards of lead-based paint poisoning.

Through the CoC, Guam has worked with rental assistance providers to reduce the risks of lead-based paint hazards. The CoC provided resources and best practices to landlords and property owners who rent to LMI individuals and families. Through information sharing, the CoC aimed to increase awareness of lead-based paint poisoning, how to disclose information to tenants, how to screen for lead based pain, and when a lead-based paint assessment is triggered.

Actions taken to reduce the number of poverty-level families. 91.220(k); 91.320(j)

Guam works in conjunction with community partners to address the goals of poverty reduction as stated in the current ConPlan. To achieve the stated goals, Guam has undertaken the following activities during the reporting period:

- Assist low and moderate income individuals through the creation suitable living environments: Construction of the Salvation Army's Residential Treatment Center for Women in recovery whereby 51% of clients are income eligible; jobs assistance and family enrichment programs offered through Manelu and the Ayuda Foundation; in/outpatient substance abuse treatment for men through the Lighthouse Recover Center; and homeless prevention and rapid rehousing services offered through the Salvation Army's Family Services Center.

- Support organizations that aim to reduce and end homelessness: Provide housing and supportive services for chronically homeless, survivors of domestic violence and their children, and homeless individuals with disabilities. The following organizations provided such services: Guam Behavioral Health and Wellness Center's Guma Hinemlo, Catholic Social Service's Y'Jahame Permanent Housing Program and Gai Animas program for DV survivors, GHURA's Housing First Rental Assistance Program, Elim Pacific Ministries' Empowered Together, and Guma Mami's Project Inayek to assist homeless adults with disabilities and victims of DV. Guam also provides guidance and strategic direction to working groups and collaborative efforts who address veteran homelessness and homeless families.

Actions taken to develop institutional structure. 91.220(k); 91.320(j)

Guam's efforts to develop institutional structure with respect to affordable housing and homeless issues include membership in planning councils and various working groups. Specifically, Guam assists veteran groups to end homelessness, homeless individuals with disabilities, and survivors of domestic violence. Guam also participates in strategic planning of the CoC and assists with their annual gap analysis. Guam's CPD Division provides technical assistance training to CDBG, ESG and HOME subrecipients and prospective subrecipients, as well as to prospective applicants for LIHTC and the Section 108 programs.

Internally, the agency dedicates resources to enhancing the skills of its staff through ongoing professional development and training. In the reporting year, the following learning opportunities took

place:

Environmental Review, homelessness, National Service Coordinator conference, and procurement training all in May; Conflict of Interest and Active Shooter Training in May, Board of Commissioners Ethics in September, Human Resources training in August, Accountability and Transparency in Accounting in August, Fair Housing and Conflict of Interest training in August, and Equal Employment Opportunity - Disability in September.

Actions taken to enhance coordination between public and private housing and social service agencies. 91.220(k); 91.320(j)

Guam collaborates regularly with public and private entities to better address housing and community development initiatives. Organizations and institutions involved include the following: Ayuda Foundation, Bureau of Statistics and Plans, Catholic Social Service, Chamorro Land Trust Commission, Core Tech, Dept. of Public Health and Social Services, Guam Alternative Lifestyle Association, Guam Association of Realtors, Guam Behavioral Health and Wellness Center, Guam Dept. of Education, Guam Dept. of Labor, Guam Dept. of Revenue and Taxation, Guam Division of Integrated Services for Individuals with Disabilities, Guam Homeless Coalition, Guam Legal Services Corp. – Disability Law Center, Guam Dept. of Parks and Recreation, Guam Police Department, Habitat for Humanity Guam, Mayors’ Council of Guam, Guma Mami, Micronesia Community Development Corp. (MCDC), Manelu, Micronesian Resource Center, Oasis Empowerment Center, Sanctuary Guam, Inc., The Salvation Army, University of Guam, U.S. Dept. of Veterans Affairs, Victim Advocates Reaching Out, and Westcare Pacific Islands.

Identify actions taken to overcome the effects of any impediments identified in the jurisdictions analysis of impediments to fair housing choice. 91.520(a)

The most recent analysis of impediments to fair housing cited lack of information and understanding of fair housing regulations. To address this, Guam has Guam's Fair Housing Coordinator provides guidance and information to individuals seeking assistance with fair housing issues. While Guam fielded several inquiries regarding fair housing, no formal complaints were filed. Guam continues to educate the community on fair housing issues. In August, a community-wide training took place that included property managers, real estate agents, tenants, housing staff and interested individuals. Additionally, GHURA’s Housing Counseling agency incorporates fair housing training in its group education curriculum. Training participants comprise individuals and families who are beneficiaries of HOME programs, Section 8, public housing, Habitat for Humanity Guam programs and the mutual self-help programs offered through the U.S. Dept. of Agriculture.

Guam has planned for an updated AI in the upcoming program year, and has released a Request for

Proposals for professional services to conduct the AI.

CR-40 - Monitoring 91.220 and 91.230

Describe the standards and procedures used to monitor activities carried out in furtherance of the plan and used to ensure long-term compliance with requirements of the programs involved, including minority business outreach and the comprehensive planning requirements

Guam adheres to a monitoring plan that combines both desk and on-site monitoring. Federal programs monitored include CDBG, HOME, ESG, CoC and Low Income Housing Tax Credit (LIHTC). Guam completed monitoring and review of two LIHTC program awardees, Summer Green, Summer Homes, Ironwood Manor, and the Ironwood Heights IV development during PY2018. A file review of tax credit tenant files was conducted for compliance with Internal Revenue Service requirements. Site visits and file audits were conducted on HOME and ESG programs for financial and programmatic compliance. Guam conducted onsite monitoring of all construction-related activities throughout the construction process. Monitoring includes compliance with applicable federal and local laws. CDBG Public Service projects were monitored for performance measured against programmatic and financial requirements. On-site and remote monitoring of HOME activities is conducted for homebuyer and homeowner programs. Guam's Architectural and Engineering (A/E) Division continues to conduct physical inspections and regular monitoring for all the CDBG and HOME –funded construction activities. A/E staff conducts physical inspections of project sites prior, during and after the completion of a project to ensure strict compliance. These visits ensure construction timelines and quality requirements throughout the construction process are met. Additionally, A/E conducts minority business and women-owned business outreach as part of its bid process, and records its results in program reports.

Citizen Participation Plan 91.105(d); 91.115(d)

Describe the efforts to provide citizens with reasonable notice and an opportunity to comment on performance reports.

Guam adheres to its Citizen Participation Plan which outlines the process for citizens to participate and comment on reports. During the reporting year, Guam substantially amended its Citizen Participation Plan to enhance and clarify participation and stakeholder involvement. The CPP restated noticing timelines, updated the required number of public hearings, and clarified the criteria for a substantial amendment. The amended and restated CPP also included an exception to the CPP, which would be in times of a disaster declaration.

CR-45 - CDBG 91.520(c)

Specify the nature of, and reasons for, any changes in the jurisdiction's program objectives and indications of how the jurisdiction would change its programs as a result of its experiences.

During the reporting year, Guam closed several PY15 and PY16 completed public service programs. Total unspent funds from the closed programs totaled \$83180.45. Guam intends to reprogram those funds to PFI projects, specifically to construction management costs. Moving forward, Guam intends to adjust its allocation to public services projects. Guam intends to make a nonsubstantial amendment to the ESG-funded Family Services Center to address reprogramming of funding for Rapid Rehousing and Homeless Prevention Services. Guam will work closely with future subrecipients to provide more accurate budget projections for RR and HP. The PY2018 HOME Program, a mutual self-help build program, experienced significant delays at the outset with permitting issues. The delays impacted the HOME program's ability to meet deadlines and timeliness goals. As a result, Guam will rigorously screen grant applicants for more accurate project timelines and schedules.

Does this Jurisdiction have any open Brownfields Economic Development Initiative (BEDI) grants?

No

[BEDI grantees] Describe accomplishments and program outcomes during the last year.

CR-50 - HOME 91.520(d)

Include the results of on-site inspections of affordable rental housing assisted under the program to determine compliance with housing codes and other applicable regulations

Please list those projects that should have been inspected on-site this program year based upon the schedule in §92.504(d). Indicate which of these were inspected and a summary of issues that were detected during the inspection. For those that were not inspected, please indicate the reason and how you will remedy the situation.

During this reporting year, Guam utilized HOME funds to renovate a 14 unit apartment complex for an affordable rental program. The renovation is currently underway and is scheduled for completion early next program year. There are no HOME funded active rental programs this program year.

Provide an assessment of the jurisdiction's affirmative marketing actions for HOME units. 92.351(b)

Guam's HOME program implemented affirmative marketing actions primarily through print and social media advertising in the Guam Pacific Daily News, the Guam Daily Post and Facebook.

Refer to IDIS reports to describe the amount and use of program income for projects, including the number of projects and owner and tenant characteristics

Approximately \$76,406.83 in HOME program income was expended this program year.

Describe other actions taken to foster and maintain affordable housing. 91.220(k) (STATES ONLY: Including the coordination of LIHTC with the development of affordable housing). 91.320(j)

Affordable housing is offered through other HUD-funded programs such as Guam's public housing, the Housing Choice Voucher program, project-based vouchers and Guma Trankilidad, a multifamily housing project. In FY2018, Guam received 2582 vouchers under the Housing Choice Voucher program, an increase of 67 from the previous year. This includes 6 additional HUDVASH vouchers received last reporting period and 11 new Mainstream vouchers received during the current reporting period. Guam also administers the Low Income Housing Tax Credit (LIHTC) project, which provides the primary source of funding for the construction of affordable rental housing in Guam.

CR-60 - ESG 91.520(g) (ESG Recipients only)

ESG Supplement to the CAPER in *e-snaps*

For Paperwork Reduction Act

1. Recipient Information—All Recipients Complete

Basic Grant Information

Recipient Name	GUAM
Organizational DUNS Number	855031519
EIN/TIN Number	960001279
Identify the Field Office	HONOLULU
Identify CoC(s) in which the recipient or subrecipient(s) will provide ESG assistance	Guam CoC

ESG Contact Name

Prefix	Mr
First Name	Ray
Middle Name	S
Last Name	Topasna
Suffix	0
Title	Executive Director

ESG Contact Address

Street Address 1	117 Bien Venida Avenue
Street Address 2	0
City	Sinajana
State	GU
ZIP Code	-
Phone Number	6714751378
Extension	378
Fax Number	6713007565
Email Address	rstopasna@ghura.org

ESG Secondary Contact

Prefix	Ms
First Name	Katherine
Last Name	Taitano
Suffix	0
Title	Chief Planner
Phone Number	6714751322
Extension	322
Email Address	katherine@ghura.org

2. Reporting Period—All Recipients Complete

Program Year Start Date	10/01/2018
Program Year End Date	09/30/2019

3a. Subrecipient Form – Complete one form for each subrecipient

Subrecipient or Contractor Name
City
State
Zip Code
DUNS Number
Is subrecipient a victim services provider
Subrecipient Organization Type
ESG Subgrant or Contract Award Amount

CR-65 - Persons Assisted

4. Persons Served

4a. Complete for Homelessness Prevention Activities

Number of Persons in Households	Total
Adults	20
Children	14
Don't Know/Refused/Other	0
Missing Information	0
Total	34

Table 16 – Household Information for Homeless Prevention Activities

4b. Complete for Rapid Re-Housing Activities

Number of Persons in Households	Total
Adults	48
Children	54
Don't Know/Refused/Other	1
Missing Information	0
Total	103

Table 17 – Household Information for Rapid Re-Housing Activities

4c. Complete for Shelter

Number of Persons in Households	Total
Adults	0
Children	0
Don't Know/Refused/Other	0
Missing Information	0
Total	0

Table 18 – Shelter Information

4d. Street Outreach

Number of Persons in Households	Total
Adults	0
Children	0
Don't Know/Refused/Other	0
Missing Information	0
Total	0

Table 19 – Household Information for Street Outreach

4e. Totals for all Persons Served with ESG

Number of Persons in Households	Total
Adults	48
Children	54
Don't Know/Refused/Other	0
Missing Information	1
Total	103

Table 20 – Household Information for Persons Served with ESG

5. Gender—Complete for All Activities

	Total
Male	66
Female	70
Transgender	0
Don't Know/Refused/Other	0
Missing Information	1
Total	137

Table 21 – Gender Information

6. Age—Complete for All Activities

	Total
Under 18	68
18-24	11
25 and over	57
Don't Know/Refused/Other	0
Missing Information	1
Total	137

Table 22 – Age Information

7. Special Populations Served—Complete for All Activities

Number of Persons in Households

Subpopulation	Total	Total Persons Served – Prevention	Total Persons Served – RRH	Total Persons Served in Emergency Shelters
Veterans	3	2	1	0
Victims of Domestic Violence	0	0	0	0
Elderly	3	0	3	0
HIV/AIDS	0	0	0	0
Chronically Homeless	2	0	2	0
Persons with Disabilities:				
Severely Mentally Ill	0	0	0	0
Chronic Substance Abuse	0	0	0	0
Other Disability	16	4	12	0
Total (Unduplicated if possible)	24	6	18	0

Table 23 – Special Population Served

CR-70 – ESG 91.520(g) - Assistance Provided and Outcomes

10. Shelter Utilization

Number of New Units - Rehabbed	0
Number of New Units - Conversion	0
Total Number of bed-nights available	0
Total Number of bed-nights provided	0
Capacity Utilization	0.00%

Table 24 – Shelter Capacity

11. Project Outcomes Data measured under the performance standards developed in consultation with the CoC(s)

The CoC works closely with the ESG recipient on planning and allocation of funds for program activities. This includes how funds are allocated between rapid rehousing and homeless prevention, which is based on community needs, gaps assessment, and collaboration with other agencies. Guam refers to the CoC, including the Point In Time Count, and ESG subrecipient for data to include in Action Plan activities and strategic planning. For example, the HMIS reports help inform the Annual Action Plan and the upcoming ConPlan; the achievements of the CoC are reported in the CAPER.

The CoC and ESG subrecipient continues its practice of conducting qualitative assessments on a monthly basis on client needs, housing barriers, and available resources. Program outcomes are also analyzed, and information gathered is used to inform future programs.

CR-75 – Expenditures

11. Expenditures

11a. ESG Expenditures for Homelessness Prevention

	Dollar Amount of Expenditures in Program Year		
	2016	2017	2018
Expenditures for Rental Assistance	10,006	800	42,936
Expenditures for Housing Relocation and Stabilization Services - Financial Assistance	4,307	175	6,601
Expenditures for Housing Relocation & Stabilization Services - Services	19,837	19,850	76,579
Expenditures for Homeless Prevention under Emergency Shelter Grants Program	0	0	0
Subtotal Homelessness Prevention	34,150	20,825	126,116

Table 25 – ESG Expenditures for Homelessness Prevention

11b. ESG Expenditures for Rapid Re-Housing

	Dollar Amount of Expenditures in Program Year		
	2016	2017	2018
Expenditures for Rental Assistance	88,358	58,657	174,156
Expenditures for Housing Relocation and Stabilization Services - Financial Assistance	30,945	20,438	52,845
Expenditures for Housing Relocation & Stabilization Services - Services	27,559	31,399	92,670
Expenditures for Homeless Assistance under Emergency Shelter Grants Program	0	0	0
Subtotal Rapid Re-Housing	146,862	110,494	319,671

Table 26 – ESG Expenditures for Rapid Re-Housing

11c. ESG Expenditures for Emergency Shelter

	Dollar Amount of Expenditures in Program Year		
	2016	2017	2018
Essential Services	0	0	0
Operations	0	0	0
Renovation	0	0	0

Major Rehab	0	0	0
Conversion	0	0	0
Subtotal	0	0	0

Table 27 – ESG Expenditures for Emergency Shelter

11d. Other Grant Expenditures

	Dollar Amount of Expenditures in Program Year		
	2016	2017	2018
Street Outreach	0	0	0
HMIS	0	0	0
Administration	21,317	10,905	36,660

Table 28 - Other Grant Expenditures

11e. Total ESG Grant Funds

Total ESG Funds Expended	2016	2017	2018
	202,329	142,224	482,447

Table 29 - Total ESG Funds Expended

11f. Match Source

	2016	2017	2018
Other Non-ESG HUD Funds	0	0	0
Other Federal Funds	0	0	0
State Government	0	0	0
Local Government	0	0	0

Private Funds	0	0	0
Other	0	0	0
Fees	0	0	0
Program Income	0	0	0
Total Match Amount	0	0	0

Table 30 - Other Funds Expended on Eligible ESG Activities

11g. Total

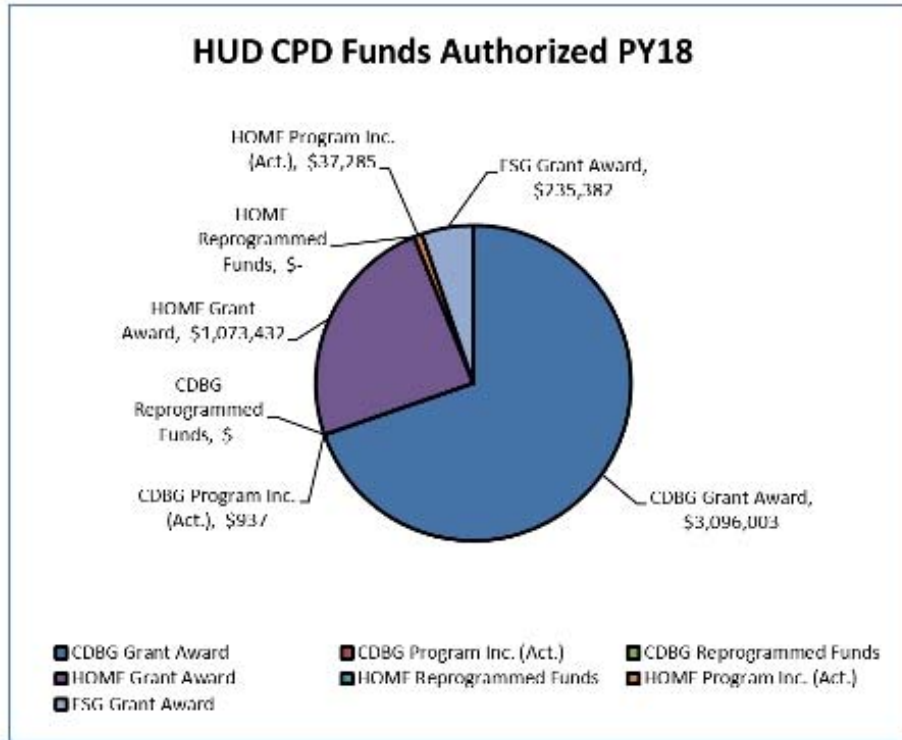
Total Amount of Funds Expended on ESG Activities	2016	2017	2018
	202,329	142,224	482,447

Table 31 - Total Amount of Funds Expended on ESG Activities

Attachment

Appendices A and B

APPENDIX A: CHARTS and APPENDIX B: IDIS REPORTS



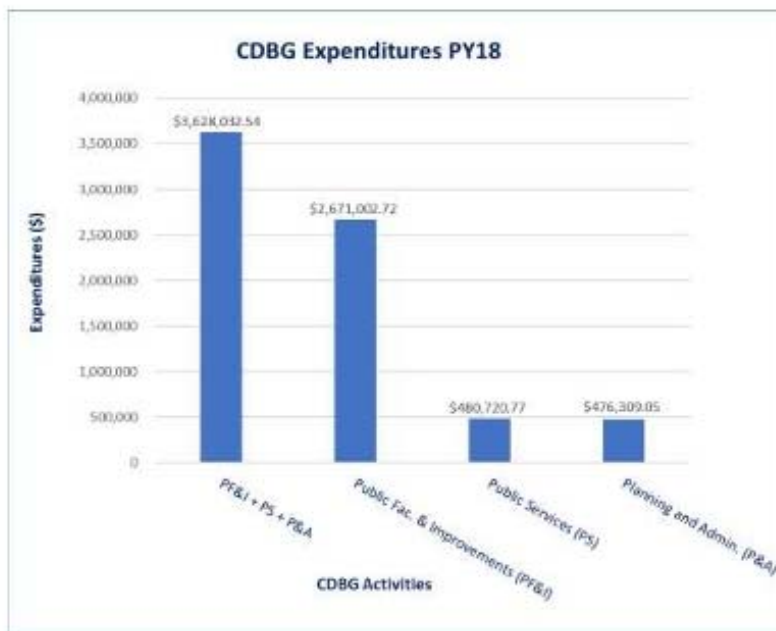
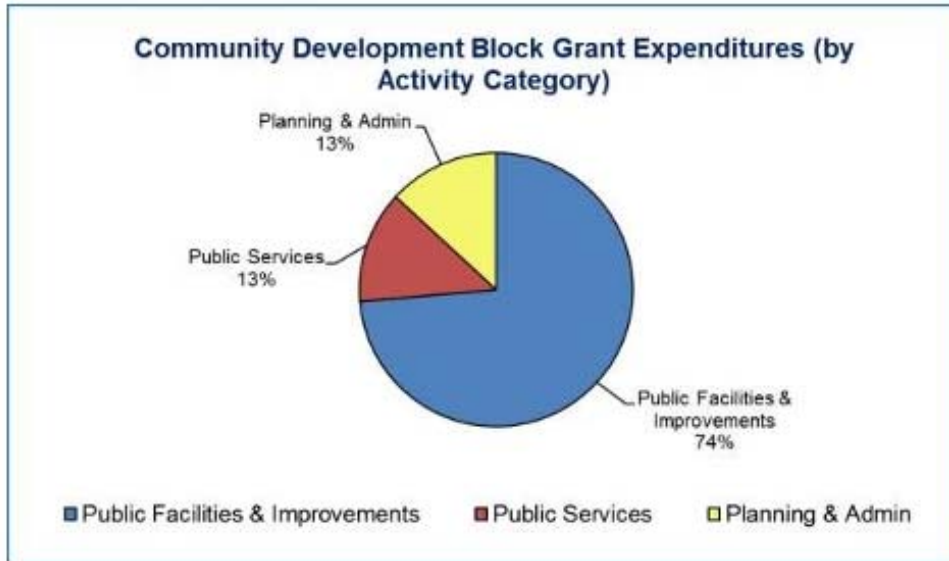
HUD CPD Funds Authorized PY18

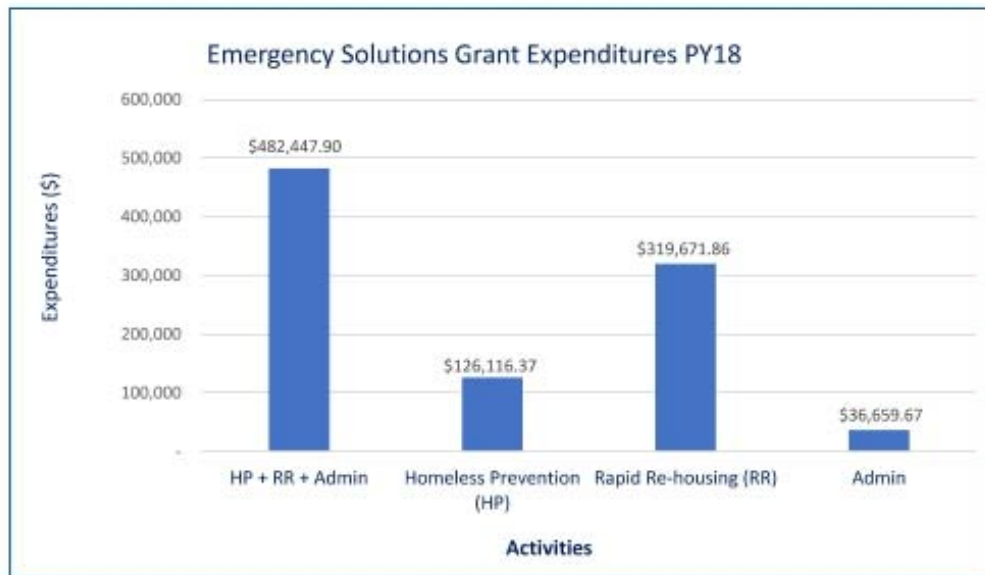
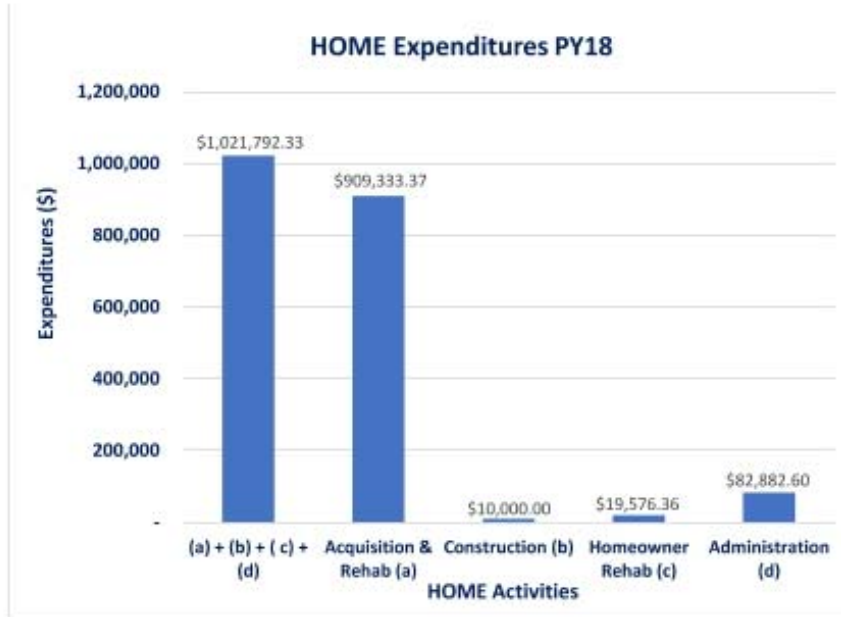
CDBG Grant Award	\$3,096,003.00
CDBG Program Inc. (Act.)	\$937.49
CDBG Reprogrammed Funds	-
HOME Grant Award	\$1,073,432.00
HOME Reprogrammed Funds	-
HOME Program Inc. (Act.)	\$37,284.61
ESG Grant Award	\$235,382.00

Program Income Estimate

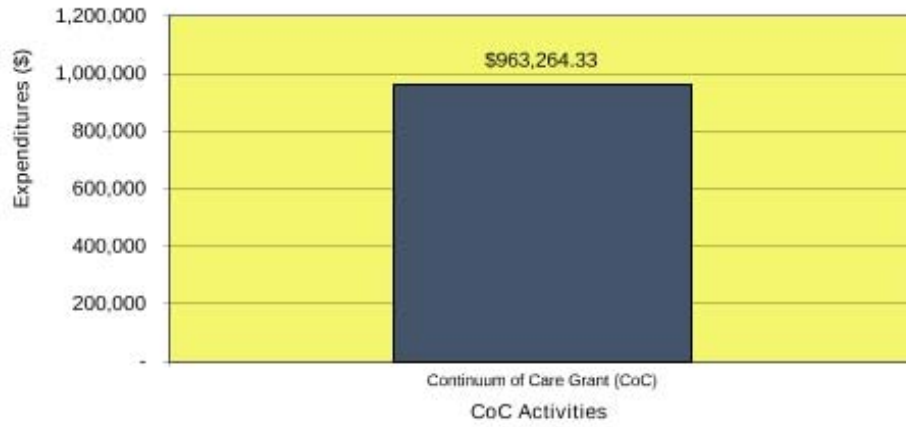
CDBG-PI	\$937.49	(Central Precinct Command, Umatac Basketball Court, Baseball Park Enhancements)
HOME-PI	\$37,284.61	(Acq/Rehab, Homeowner Rehab)

CDBG Expenditures PY2018





Continuum of Care Grant Expenditures PY18 (by Program)



CDBG ACTIVITY PY2018

CPD and CoC funds expended in PY18	
CDBG (Entitlement and Reprogramming)	\$ 3,627,095.05
CDBG (Program Income-actual)	\$ 937.49
HOME (Entitlement and Reprogramming)	\$ 984,507.72
HOME (Program Income-actual)	\$ 37,284.61
ESG (Solutions)	\$ 482,447.90
Continuum of Care (CoC)	\$ 963,264.33
Funds Expended - Total	\$ 6,095,537.10

HOME Activity	HOME Expenditures
Affordable Housing Construction	
Rehab of Affordable Housing (Isla Apartments)	\$ 581,573.61
Acquisition and Rehab program	\$ 292,803.01
Homeowner Rehab program	\$ 17,248.50
Homeownership New Construction-Tai Projects	\$ 10,000.00
Administration	\$ 82,882.60
Program Income	\$ 37,284.61
TOTAL	\$ 1,021,792.33

ESG (Solutions) Activity	ESG (Solutions) Expenditures
Homeless Prevention	\$ 126,116.37
Rapid Re-housing	\$ 319,671.86
Administration	\$ 36,659.67
TOTAL	\$ 482,447.90

CDBG EXPENDITURES PY18	
PF&I + PS + P&A	\$ 3,628,032.54
Public Fac. & Improvements (PF&I)	\$ 2,671,002.72
Public Services (PS)	\$ 480,720.77
Planning and Admin. (P&A)	\$ 476,309.05