



GHURA

Guam Housing and Urban Renewal Authority
Aturidat Ginima' Yan Rinueban Siudat Guahan
117 Bien Venida Avenue, Sinajana, Guam 96910
Phone: (671) 477-9851 · Fax: (671) 472-7565 · TTY: (671) 472-3701



OCT 30 2009

The Honorable Judith B. Won Pat
Speaker
30th Guam Legislature
155 Hesler Street
Hagatna, Guam 96910

FELIX P. CAMACHO
Governor of Guam

MICHAEL W. CRUZ, M.D.
Lt. Governor of Guam

BENNY A. PINAULA
Executive Director

RAYMOND F.Y. BLAS
Deputy Director

BOARD OF COMMISSIONERS

ANNIE L. PAULINO
Acting Chairperson

ANNABELLE M. DANCEL
Member

JUAN Q. ACFALLE
Member

JOSE R. GUEVARA, JR.
Member

CECILE B. SUDA
Member

LOLITA C. MENO
Resident Member

Dear Speaker Won Pat:


In accordance with Public Law 29-113 reporting requirements, attached are the following Authority's reports for the quarter ending September 30, 2009.


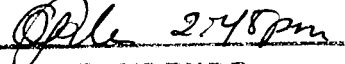
- Staffing Pattern
- 4th Quarter Financial Reports
- Prior Year Obligations

These documents will also be posted at our website, www.ghura.org.

Should you have any questions, please contact me at 475-1378.

Sincerely,


BENNY A. PINAULA
Executive Director

 GUAM STATE
CLEARINGHOUSE
OCT 30 2009

SIGNATURE

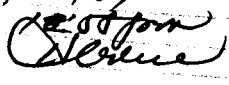
Enclosures

RECEIVED
OFFICE OF THE PUBLIC AUDITOR

DATE: 10-30-09

TIME: 2:00p

BY: [Signature]

10/30/09
12:50 pm


GUAM HOUSING AND URBAN RENEWAL AUTHORITY
 Combined Statement of Net Assets with Combining Information
 September 30, 2009
 (Unaudited)

Assets	Major Enterprise Funds							Other Enterprise Funds
	Total	Eliminations	Community Development Block Grant	Low Income Housing	Housing Assistance Payments	HOME Investment Partnership Program	Capital Fund Program	
Current assets:								
Cash:								
Unrestricted	\$ 4,886,346	\$ -	\$ 184,261	\$ 21,081	\$ 1,974,087	\$ 37,645	\$ -	\$ 458,546
Restricted - other	3,004,281	-	451,641	-	849,081	383,855	-	232,322
Security Deposit	15,063	-	-	-	-	-	-	15,063
Total cash	7,905,690	-	635,902	21,081	2,823,168	421,500	-	705,931
Accounts receivable:								
Notes receivable - current portion	43,361	-	-	5,943	-	-	-	-
Tenants	51,116	-	-	47,248	-	-	-	3,868
HUD	1,432,916	-	427,904	280	(7,084)	350,705	514,648	139,379
Due from other funds	-	(13,897,091)	-	4,744,176	-	101,664	4,726	-
Other	1,938,701	-	-	879,322	197,660	-	519,374	106,492
Total	3,466,094	(13,897,091)	427,904	5,676,969	190,576	452,369	519,374	249,739
Allowance for doubtful accounts	(47,115)	-	-	(37,180)	-	-	-	-
Total accounts receivable, net	3,418,979	(13,897,091)	427,904	5,639,789	190,576	452,369	519,374	249,739
Investments								
Unrestricted	2,647,621	-	-	1,009,713	287,350	-	-	-
Restricted/reserved by fiscal agent	5,235,595	-	-	182,347	4,850,190	-	-	203,058
Total investments	7,883,216	-	-	1,192,060	5,137,540	-	-	203,058
Prepaid and other current assets								
Inventories	147,411	-	1,213	25,711	5,298	374	-	1,382
Other real estate	216,110	-	-	210,324	-	-	-	5,786
Total	3,603,912	-	-	-	-	-	-	-
Total current assets	23,175,318	(13,897,091)	1,065,019	7,088,965	8,156,582	874,243	519,374	1,165,896
Noncurrent assets:								
Capital assets, net	30,328,298	-	57,358	21,592,541	61,480	18,962	6,033,792	2,185,269
Notes receivable - noncurrent	965,603	-	-	-	-	-	-	965,603
Other assets	262,992	-	-	-	37,056	-	-	-
Total noncurrent assets	31,556,893	-	57,358	21,592,541	98,536	18,962	6,033,792	2,185,269
Total assets	\$ 54,732,211	\$ (13,897,091)	\$ 1,122,377	\$ 28,681,506	\$ 8,255,118	\$ 893,205	\$ 6,553,166	\$ 3,351,165
								\$ 19,772,765

GUAM HOUSING AND URBAN RENEWAL AUTHORITY
 Combined Statement of Net Assets with Combining Information, Continued
 September 30, 2009
 (Unaudited)

Liabilities	Major Enterprise Funds									
	Total	Eliminations	Community Development Block Grant	Low Income Housing	Housing Assistance Payments	HOME Investment Partnership Program	Capital Fund Program	Non-Major Enterprise Funds	Other Enterprise Funds	
Current liabilities:										
Current portion of note payable	\$ 38,000	\$ -	\$ -	\$ -	\$ -	\$ -	\$ -	\$ 38,000	\$ -	
Vendors/contractors	168,834	-	120,000	51,754	8,250	-	-	1,943	(13,113)	
Compensated absences	42,896	-	6,409	13,158	2,574	473	-	1,775	(8,794)	
Due to HUD	405,634	-	-	405,634	-	-	-	-	-	
Due to other funds	-	(13,897,091)	832,711	734,287	3,541,934	818,581	309,389	1,024,350	6,635,839	
Deposits	127,329	-	-	113,600	-	-	-	13,729	-	
Accrued liabilities	222,814	-	-	17,788	594	-	-	-	204,432	
Deferred revenue	2,244,544	-	23,005	(10,703)	-	11,163	203,142	4,486	2,013,451	
Other current liabilities	5,561,062	-	-	345,681	-	-	-	-	5,214,466	
Total current liabilities	8,811,113	(13,897,091)	982,125	883,188	4,358,755	840,568	513,004	1,084,283	14,046,281	
Noncurrent liabilities:										
Long-term portion of note payable	1,370,728	-	-	-	-	-	-	1,370,728	-	
Accrued compensated absences	310,442	-	55,231	129,024	97,851	22,428	6,370	11,365	(11,827)	
Other liabilities	145,289	-	27,663	57,457	43,000	11,247	-	2,126	3,796	
Total noncurrent liabilities	1,826,459	-	82,894	186,481	140,851	33,675	6,370	1,384,219	(8,031)	
Total liabilities	10,637,572	(13,897,091)	1,065,019	1,069,669	4,499,606	874,243	519,374	2,468,502	14,038,250	
Net assets:										
Invested capital assets, net of related debt	32,523,482	-	57,358	21,592,541	61,480	18,962	6,033,792	776,541	3,982,808	
Restricted	2,666,727	-	-	182,347	2,024,000	-	-	435,380	25,000	
Unrestricted	8,904,430	-	-	5,836,949	1,670,032	-	-	(329,258)	1,726,707	
Total net assets	44,094,639	-	57,358	27,611,837	3,755,512	18,962	6,033,792	882,663	5,734,515	
Total liabilities and net assets	\$ 54,732,211	\$ (13,897,091)	\$ 1,122,377	\$ 28,681,506	\$ 8,255,118	\$ 893,205	\$ 6,553,166	\$ 3,351,165	\$ 19,772,765	

GUAM HOUSING AND URBAN RENEWAL AUTHORITY
 Combined Statement of Revenues, Expenses and Changes in Net Assets with Combining Information
 For the Year Ended September 30, 2009
 (Unaudited)

	Major Enterprise Funds							Other Enterprise Funds
	Total	Eliminations	Community Development Block Grant	Low Income Housing	Housing Assistance Payments	HOME Investment Partnership Program	Capital Fund Program	
Operating revenues								
Tenant income	\$ 363,811	\$ -	\$ -	\$ 286,079	\$ -	\$ -	\$ -	\$ 77,732
HUD PHA Operating Grants	40,760,206	-	2,915,315	3,290,352	31,838,300	1,062,259	572,436	1,081,544
Other Federal Grants	364,023	-	-	-	-	-	-	364,023
Property sales	9,034	-	-	-	-	-	-	9,034
Other income	1,717,420	-	13,953	12,509	96,648	108,776	1,739	1,480,024
Total operating revenues	43,214,494	-	2,929,268	3,588,940	31,934,948	1,171,035	574,175	1,163,047
Operating expenditures:								
Housing assistance payments	31,452,798	-	-	-	31,452,798	-	-	-
Repairs and maintenance	2,964,119	-	1,239,170	851,440	1,099	415,227	-	61,029
Administrative expense	7,891,839	-	1,544,400	1,062,801	1,768,551	694,517	459,715	892,848
Depreciation	2,945,306	-	-	2,612,000	25,485	1,130	200,000	57,691
Employee benefits	984,015	-	136,944	96,108	361,829	55,040	16,478	13,413
Tenant service	322,989	-	-	321,918	-	-	-	1,071
Bad debts	-	-	-	-	-	-	-	-
Utilities	284,026	-	-	143,541	25,062	-	-	90,361
Insurance	226,152	-	2,978	185,035	5,992	1,246	239	9,148
Other	260,917	-	5,776	63,636	72,475	5,005	97,943	7,297
Total operating expenditures	47,332,161	-	2,929,268	5,336,479	33,713,291	1,172,165	774,375	1,131,787
Operating income (loss)	(4,117,667)	-	-	(1,747,539)	(1,778,343)	(1,130)	(200,200)	31,260
Non-operating revenues (expenditures):								
Interest income - unrestricted	50,499	-	-	20,055	1,123	-	-	4,297
Interest income - restricted	105,469	-	-	-	95,649	-	-	439
Capital Grants	2,209,521	-	3,611	-	-	-	2,205,910	-
Other	48,594	-	-	44,942	3,652	-	-	-
Interest expense	52,664	-	-	-	-	-	-	52,664
Total non-operating revenues (expenditures)	2,466,747	-	3,611	64,997	100,424	-	2,205,910	57,400
Change in net assets	(1,650,920)	-	3,611	(1,682,542)	(1,677,919)	(1,130)	2,005,710	88,660
Total net assets at beginning of year	45,745,559	-	53,747	29,294,379	5,433,431	20,092	4,028,082	794,003
Total net assets at end of year	\$ 44,094,639	\$ -	\$ 57,358	\$ 27,611,837	\$ 3,755,512	\$ 18,962	\$ 6,033,792	\$ 882,663

Guam Housing and Urban Renewal Authority
Outstanding Prior Year Obligations
September 30, 2009

Vendor	Amount	Cause
	\$ -	

NOTE : There were no outstanding obligations for the prior year.